



# ST. FRANCIS' HIGH SCHOOL

## MATHEMATICS | PRE- PREP

### SUMMER VACATION HOMEWORK

Session 2026 - 2027

Name of Student: \_\_\_\_\_

Roll No: \_\_\_\_\_ Section: \_\_\_\_\_

.....





Grade: \_\_\_\_\_

Teacher's Remarks: \_\_\_\_\_

\_\_\_\_\_





# Same and Different

Circle the **same** pictures.








# Same and Different (Odd)

Circle the **odd** one out.






# Counting

Count the pictures in each block and circle the correct number.




Draw the correct number of sticks in the blocks below.




# Counting (Revision)


Count the pictures in each block and circle the correct number.




8      9




6      8



7      9




6      8




9  
10

# Counting and Drawing


Draw the suggested amount of seeds in the following apples.




5




3




4



7




2




9

Draw the suggested amount of oranges in the following trees.





5



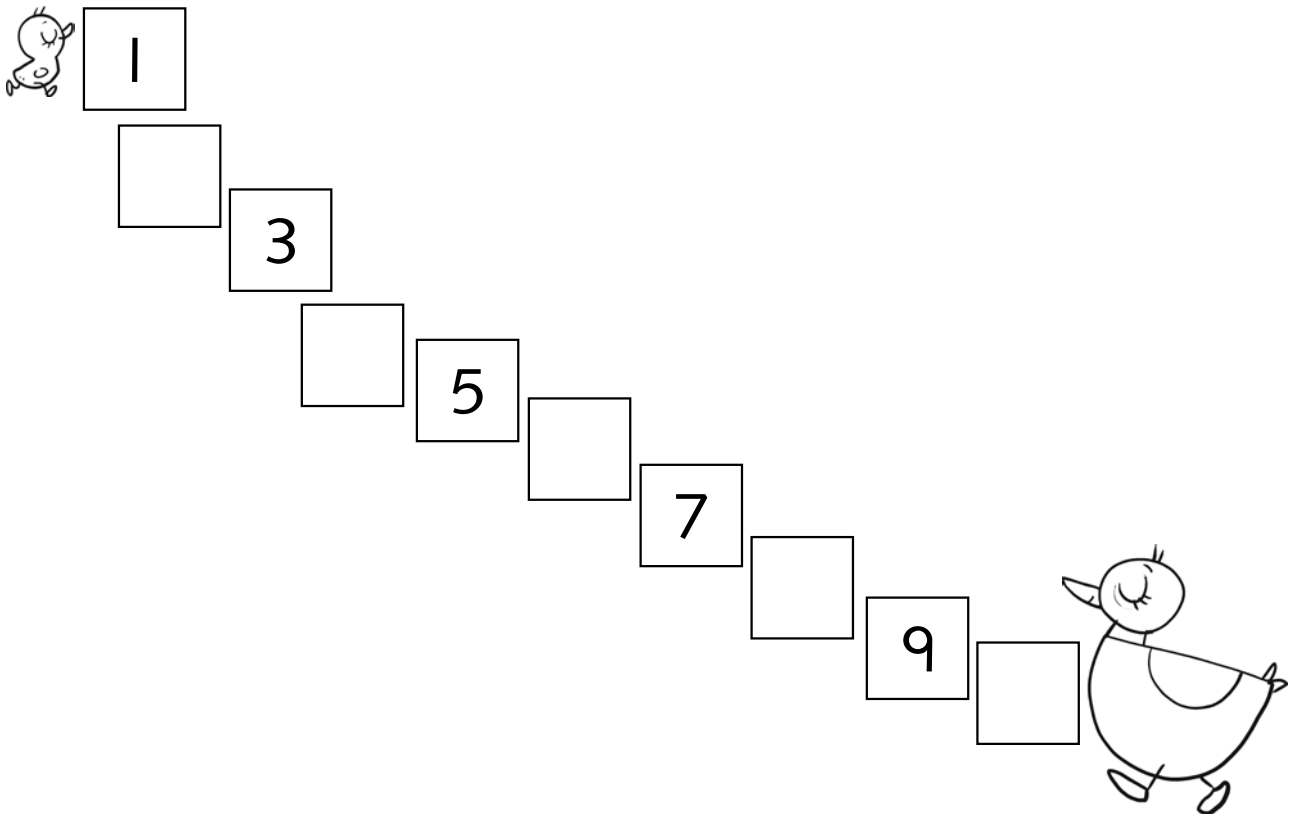
3

# Writing Numbers

Write numbers from 1 to 10 in the first number train and rewrite in the empty train given below.


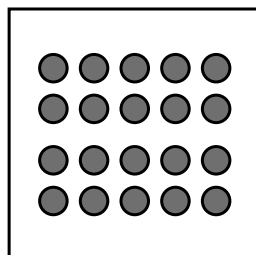

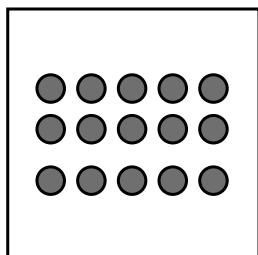

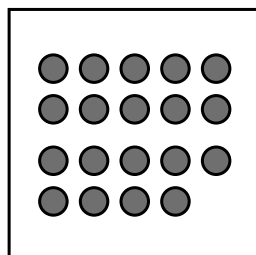

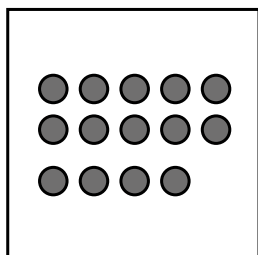

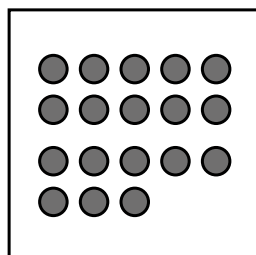

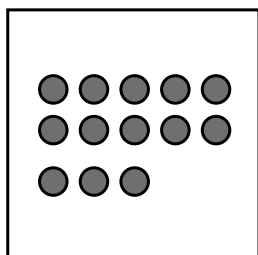

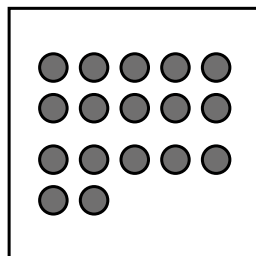

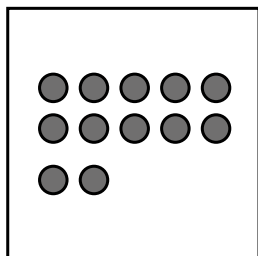

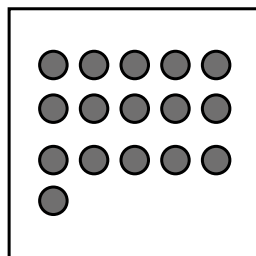

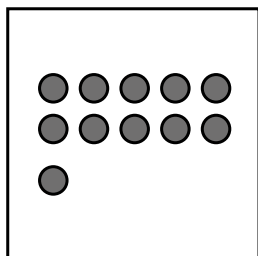


Fill in the number blocks and help the duckling reach the Mummy duck.



# Counting and Writing

Count the dots in the blocks and write the numbers 11 to 20.



# Tracing and Writing

Trace and write the numbers from 1 to 20.

Write 1 to  
10

|  |
|--|
|  |
|  |
|  |
|  |
|  |
|  |
|  |
|  |
|  |
|  |
|  |

Trace 11  
to 20

|    |
|----|
| 1  |
| 2  |
| 3  |
| 4  |
| 5  |
| 6  |
| 7  |
| 8  |
| 9  |
| 20 |

Write 1 to  
10

|  |
|--|
|  |
|  |
|  |
|  |
|  |
|  |
|  |
|  |
|  |
|  |
|  |

Trace 11  
to 20

|    |
|----|
| 1  |
| 2  |
| 3  |
| 4  |
| 5  |
| 6  |
| 7  |
| 8  |
| 9  |
| 20 |

# Tracing and Writing

Write the numbers from 1 to 20 and then fill in the missing numbers.

Write 11  
to 20

|  |
|--|
|  |
|  |
|  |
|  |
|  |
|  |
|  |
|  |
|  |
|  |
|  |

Fill in the  
boxes

|    |
|----|
| 11 |
|    |
| 13 |
|    |
| 15 |
|    |
| 17 |
|    |
| 19 |
|    |

Write 11  
to 20













|  |
|--|
|  |
|  |
|  |
|  |
|  |
|  |
|  |
|  |
|  |
|  |
|  |

Fill in the  
boxes

|    |
|----|
| 11 |
|    |
| 13 |
|    |
| 15 |
|    |
| 17 |
|    |
| 19 |
|    |

# Counting

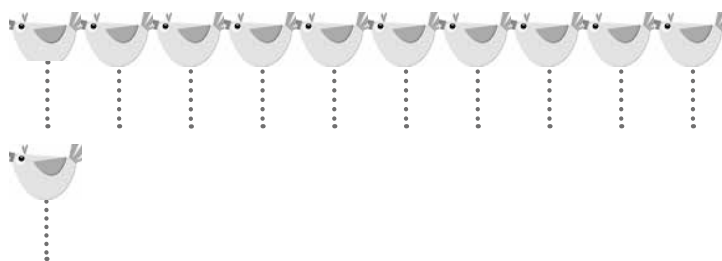
How many circle are present? Count and write.

|   |   |   |  |   |   |
|---|---|---|--|---|---|
|   |    |   |    |   |    |
|  |  |  |  |  |  |

# Count, Circle, and Write

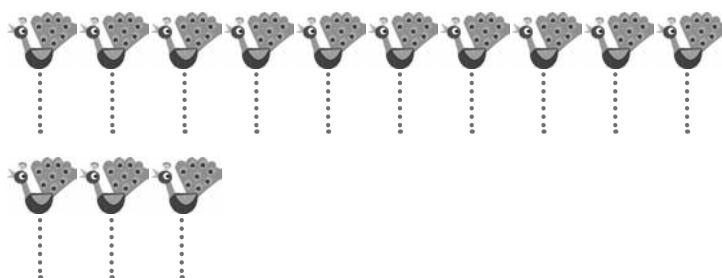
Count and circle the correct number. Then write the number in the given block.

|    |
|----|
| 11 |
| 12 |




|  |
|--|
|  |
|--|

|    |
|----|
| 12 |
| 13 |




|  |
|--|
|  |
|--|

|    |
|----|
| 11 |
| 12 |



|  |
|--|
|  |
|--|

|    |
|----|
| 11 |
| 14 |




|  |
|--|
|  |
|--|

# Count, Circle, and Write

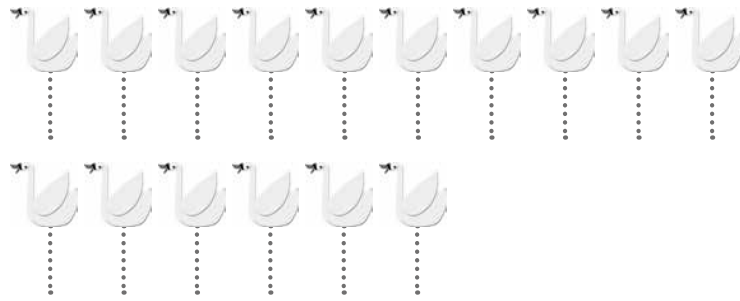
Count and circle the correct number then write the number in the given block.

13  
15




Blank box for writing the answer.

11  
16




Blank box for writing the answer.

15  
17



Blank box for writing the answer.

16  
18



Blank box for writing the answer.

# Write the Numbers!

Write numbers from 1 to 20.

|  |  |
|--|--|
|  |  |
|  |  |
|  |  |
|  |  |
|  |  |
|  |  |
|  |  |
|  |  |
|  |  |
|  |  |
|  |  |

Fill in what comes after the given numbers.

|    |  |
|----|--|
| 6  |  |
| 9  |  |
| 12 |  |
| 16 |  |
| 18 |  |
| 5  |  |


# I Know So Many Numbers!

Fill in the missing numbers from 1 to 30.



|   |   |  |    |
|---|---|--|----|
| 1 |   |  |    |
|   | 6 |  |    |
|   |   |  | 12 |
|   |   |  |    |
|   |   |  | 20 |

# Add!



Count the pictures, add, and write your answer in the blank boxes.




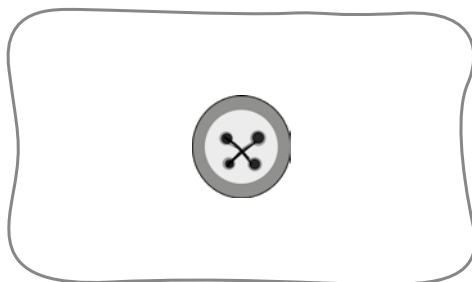
and





and




and



and




and




# Add!

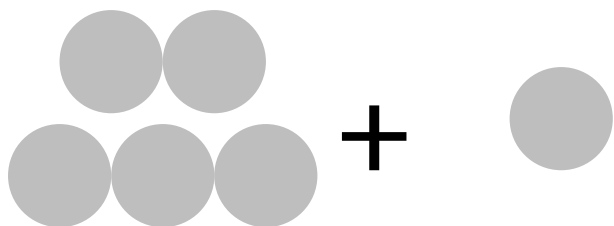
Count the dots, add, and write your numbers in digits in the following blanks.



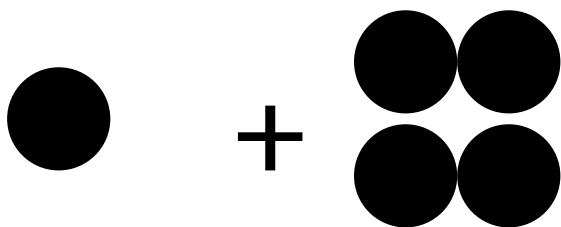
$$\underline{\quad} + \underline{\quad} = \underline{\quad}$$



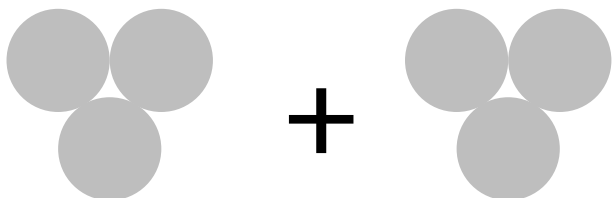
$$\underline{\quad} + \underline{\quad} = \underline{\quad}$$



$$\underline{\quad} + \underline{\quad} = \underline{\quad}$$



$$\underline{\quad} + \underline{\quad} = \underline{\quad}$$




$$\underline{\quad} + \underline{\quad} = \underline{\quad}$$


# Match

Match the shapes with their names.


Circle




Triangle




Square



Rectangle



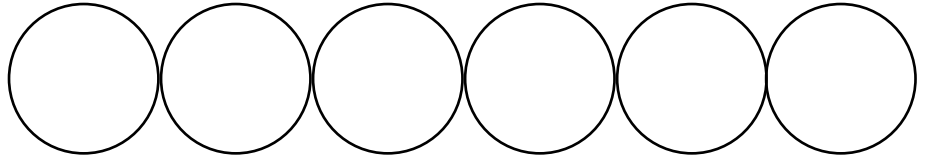
Star



# Count and Colour!

Count the following shapes and colour them as per the given number.

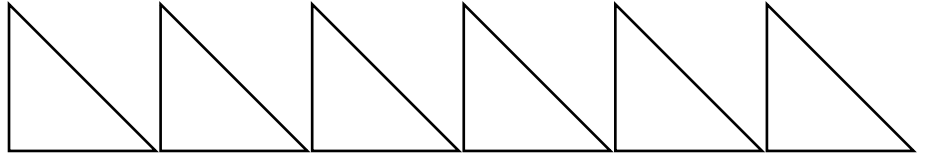
3




4




5



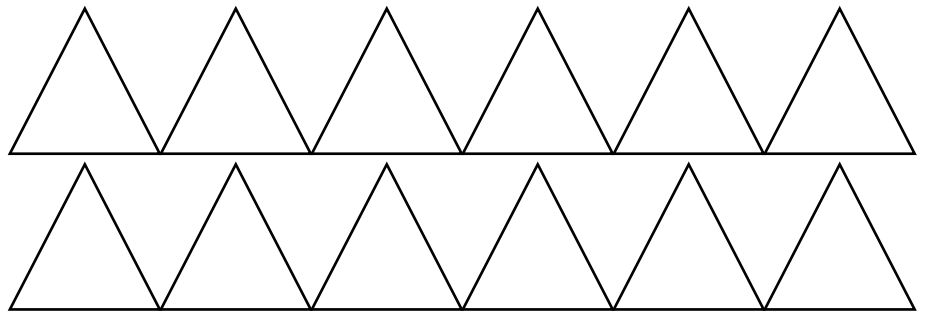
6



8

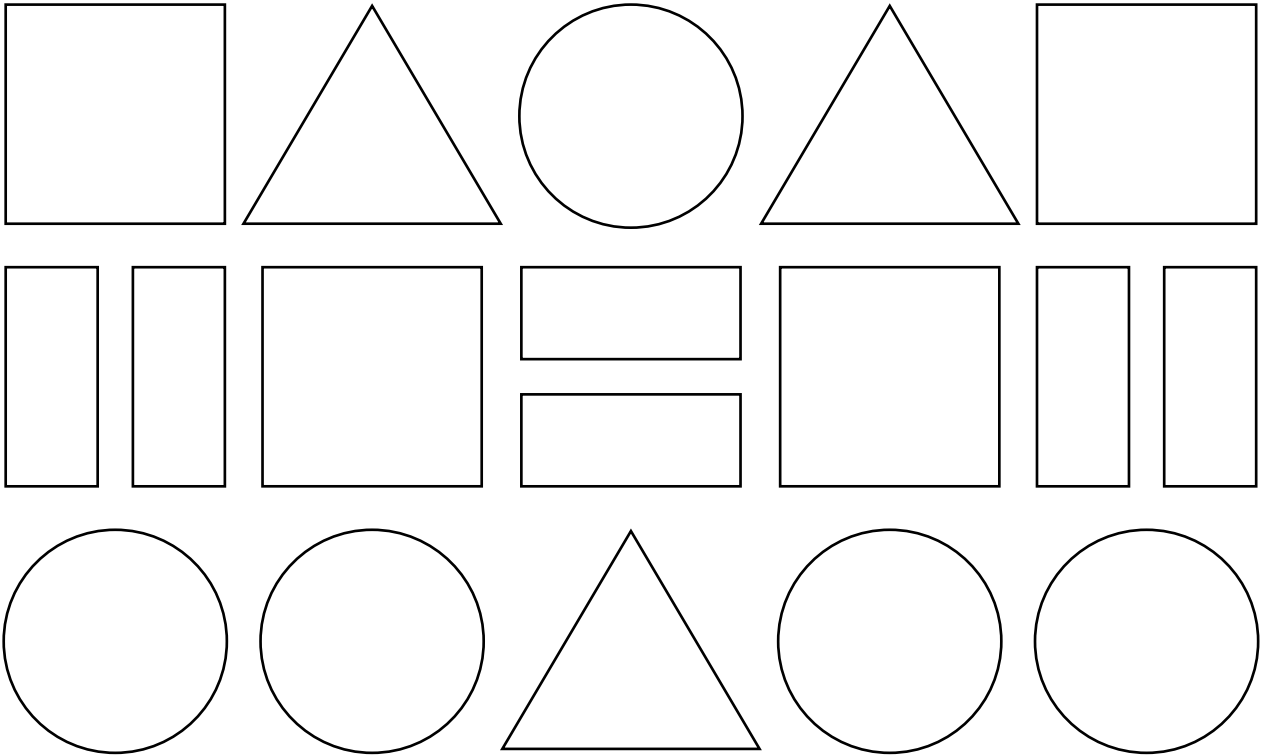


10



# Colours and Shapes!

Colour the circles red, the rectangles blue, the squares green, and the triangles yellow.



How many circles are there?

---

How many squares are there?

---

How many triangles are there?

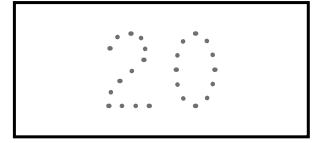
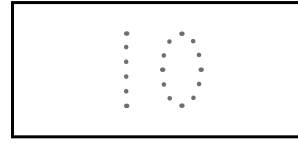
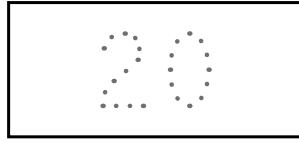
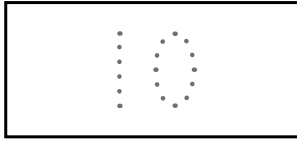
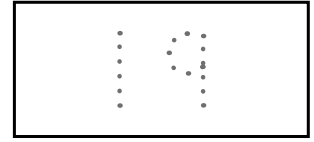
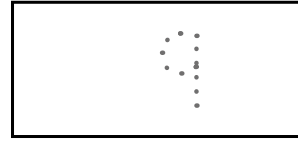
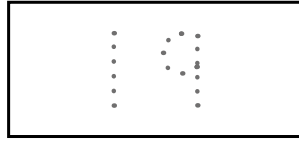
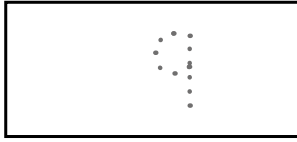
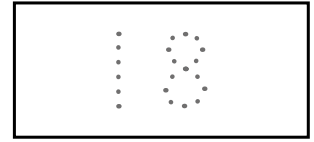
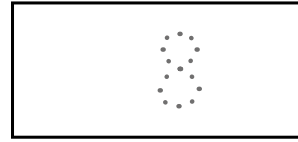
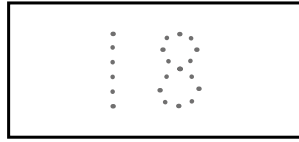
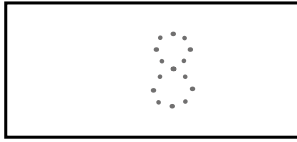
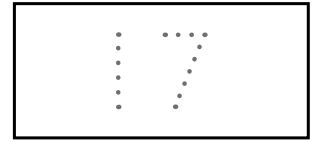
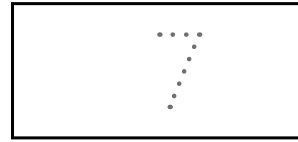
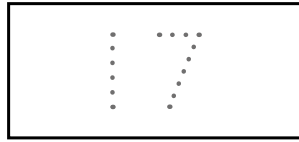
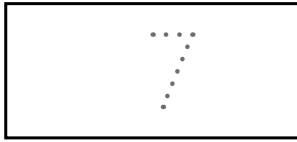
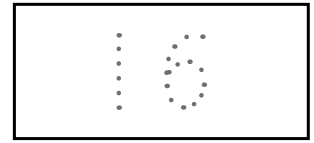
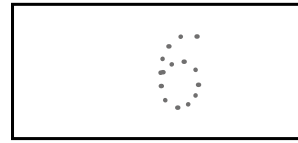
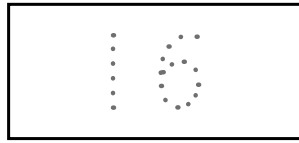
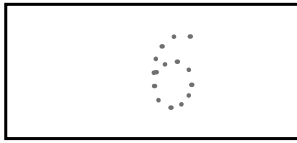
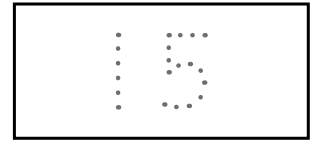
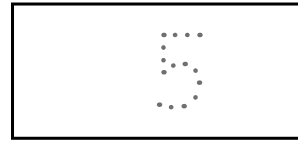
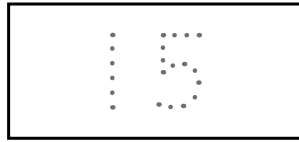
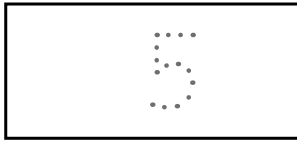
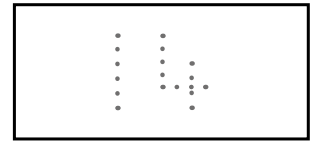
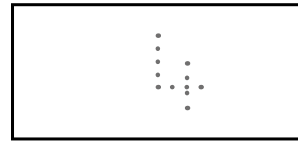
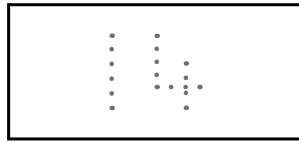
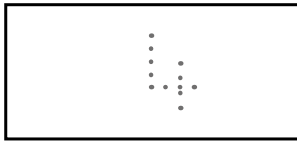
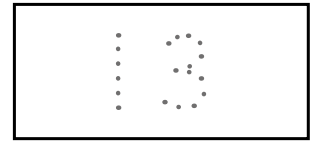
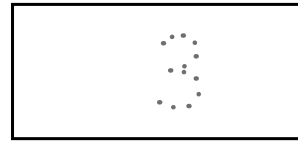
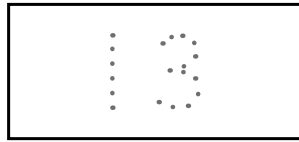
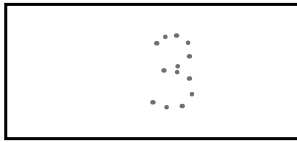
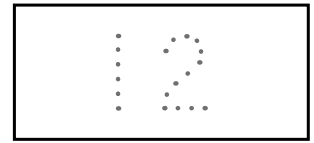
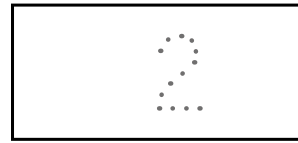
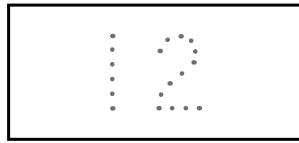
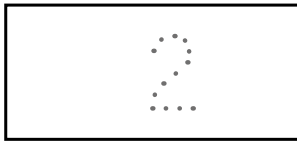
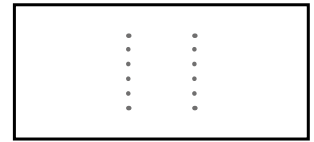

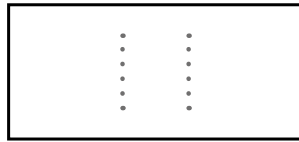
---

How many rectangles are there?

---

# Write from 1 to 20! (Revision)

Trace the numbers from 1 to 20.



# Write from 21 to 30!

Trace the numbers from 21 to 30.

21

21

21

21

22

22

22

22

23

23

23

23

24

24

24

24

25

25

25

25

26

26

26

26

27

27

27

27

28

28

28

28

29

29

29

29

30

30

30

30

# Write from 1 to 30!

Trace the numbers from 1 to 30.

1

2

3

4

5

6

7

8

9

10

11

12

13

14

15

16

17

18

19

20

21

22

23

24

25

26

27

28

29

30

# Write from 31 to 40!

Trace the numbers from 31 to 40.

|    |    |    |    |
|----|----|----|----|
| 31 | 31 | 31 | 31 |
| 32 | 32 | 32 | 32 |
| 33 | 33 | 33 | 33 |
| 34 | 34 | 34 | 34 |
| 35 | 35 | 35 | 35 |
| 36 | 36 | 36 | 36 |
| 37 | 37 | 37 | 37 |
| 38 | 38 | 38 | 38 |
| 39 | 39 | 39 | 39 |
| 40 | 40 | 40 | 40 |

# Write from 1 to 40!

Trace the numbers from 1 to 40.

|    |    |    |    |
|----|----|----|----|
| 1  | 11 | 21 | 31 |
| 2  | 12 | 22 | 32 |
| 3  | 13 | 23 | 33 |
| 4  | 14 | 24 | 34 |
| 5  | 15 | 25 | 35 |
| 6  | 16 | 26 | 36 |
| 7  | 17 | 27 | 37 |
| 8  | 18 | 28 | 38 |
| 9  | 19 | 29 | 39 |
| 10 | 20 | 30 | 40 |

# Write from 41 to 50!

Trace the numbers from 41 to 50.

41

42

43

44

45

46

47

48

49

50

41

42

43

44

45

46

47

48

49

50

41

42

43

44

45

46

47

48

49

50

41

42

43

44

45

46

47

48

49

50

# Write from 1 to 50!

Trace the numbers from 1 to 50.

|    |    |    |    |    |
|----|----|----|----|----|
| 1  | 11 | 21 | 31 | 41 |
| 2  | 12 | 22 | 32 | 42 |
| 3  | 13 | 23 | 33 | 43 |
| 4  | 14 | 24 | 34 | 44 |
| 5  | 15 | 25 | 35 | 45 |
| 6  | 16 | 26 | 36 | 46 |
| 7  | 17 | 27 | 37 | 47 |
| 8  | 18 | 28 | 38 | 48 |
| 9  | 19 | 29 | 39 | 49 |
| 10 | 20 | 30 | 40 | 50 |

# So Many Numbers!

Fill in the missing numbers from 1 to 30.

|   |    |    |    |    |
|---|----|----|----|----|
| 1 |    |    |    | 5  |
|   |    |    |    | 10 |
|   | 12 |    |    |    |
|   | 17 |    |    |    |
|   |    |    | 24 |    |
|   |    | 28 |    |    |

# What comes after?

What comes after the given numbers?

|    |  |
|----|--|
| 14 |  |
|----|--|

|    |  |
|----|--|
| 16 |  |
|----|--|

|    |  |
|----|--|
| 27 |  |
|----|--|

|    |  |
|----|--|
| 30 |  |
|----|--|

|    |  |
|----|--|
| 11 |  |
|----|--|

|   |  |
|---|--|
| 6 |  |
|---|--|

|    |  |
|----|--|
| 37 |  |
|----|--|

|    |  |
|----|--|
| 25 |  |
|----|--|

|    |  |
|----|--|
| 20 |  |
|----|--|

|   |  |
|---|--|
| 8 |  |
|---|--|

|    |  |
|----|--|
| 12 |  |
|----|--|

|    |  |
|----|--|
| 21 |  |
|----|--|

|    |  |
|----|--|
| 23 |  |
|----|--|

|    |  |
|----|--|
| 26 |  |
|----|--|

|    |  |
|----|--|
| 19 |  |
|----|--|

|    |  |
|----|--|
| 18 |  |
|----|--|

|    |  |
|----|--|
| 10 |  |
|----|--|

|    |  |
|----|--|
| 15 |  |
|----|--|

|    |  |
|----|--|
| 29 |  |
|----|--|

|    |  |
|----|--|
| 13 |  |
|----|--|

|   |  |
|---|--|
| 9 |  |
|---|--|

|   |  |
|---|--|
| 2 |  |
|---|--|

|   |  |
|---|--|
| 4 |  |
|---|--|

|    |  |
|----|--|
| 10 |  |
|----|--|

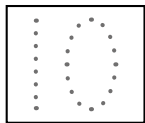

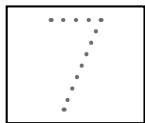

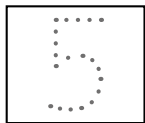
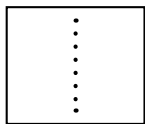
# So Many Numbers!

Fill in the missing numbers from 1 to 40.

|    |  |    |   |    |
|----|--|----|---|----|
| 1  |  |    |   |    |
|    |  |    | 9 |    |
| 11 |  |    |   |    |
|    |  | 18 |   |    |
|    |  | 23 |   |    |
|    |  |    |   | 30 |
| 31 |  |    |   |    |
| 36 |  |    |   |    |

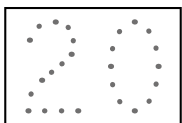
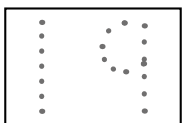
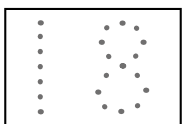
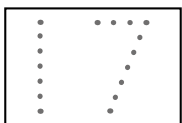
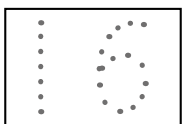
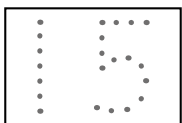
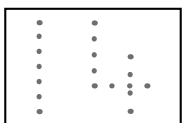
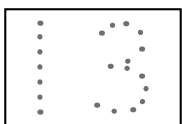
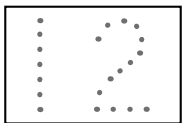
# Numbers and their names!

Write the following numbers in words.














# Numbers and their names!

Write the following numbers in words.



# Count and Trace! (Revision)

Practise writing the following numbers. The first ones are dotted, fill the rest on your own.



# Count and Trace!

Practise writing the following numbers. The first ones are dotted, fill the rest on your own.

11

11

12

12

13

13

14

14

# Count and Trace!

Practise writing the following numbers. The first ones are dotted, fill the rest on your own.

15

15

16

16

17

17

18

18

# Count and Trace!

Practise writing the following numbers. The first ones are dotted, fill the rest on your own.

19

19

20

20

21

21

22

22

# Count and Trace!

Practise writing the following numbers. The first ones are dotted, fill the rest on your own.

23

23

24

24

25

25

26

26

# Count and Trace!

Practise writing the following numbers. The first ones are dotted, fill the rest on your own.

27

27

28

28

29

29

30

30

# Count and Trace!

Practise writing the following numbers. The first ones are dotted, fill the rest on your own.

31

31

32

32

33

33

34

34

# Count and Trace!

Practise writing the following numbers. The first ones are dotted, fill the rest on your own.

35

35

36

36

37

37

38

38

# Count and Trace!

Practise writing the following numbers. The first ones are dotted, fill the rest on your own.

39

39

40

40

41

41

42

42

# Count and Trace!

Practise writing the following numbers. The first ones are dotted, fill the rest on your own.

43

43

44

44

45

45

46

46

# Count and Trace!

Practise writing the following numbers. The first ones are dotted, fill the rest on your own.

47

47

48

48

49

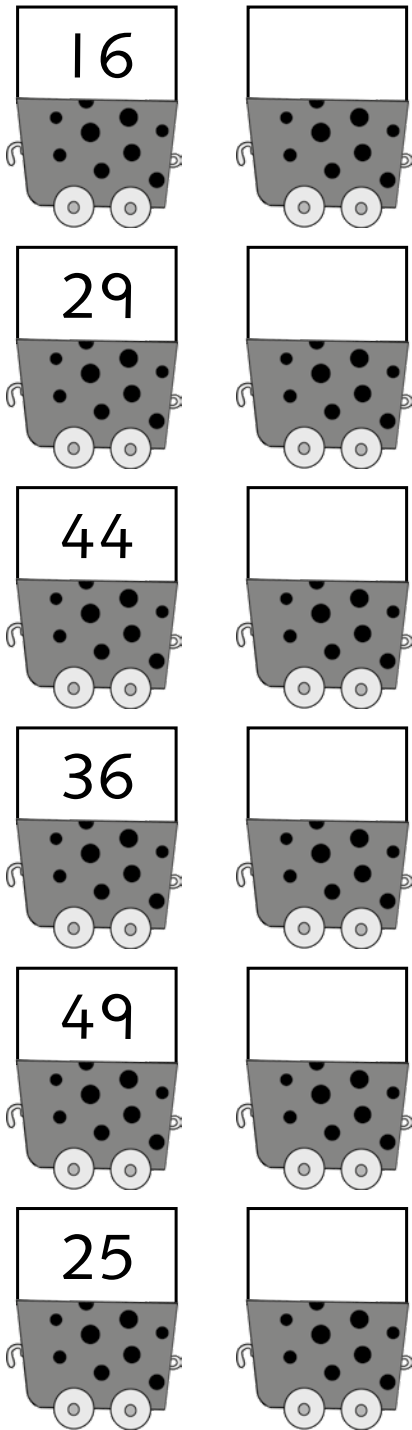
49

50


50

# I Can Write the Numbers!

Fill in what comes after the given numbers.



Fill in what comes before the given numbers.



# Count and Write!

Fill in the following boxes with the missing numbers.

|   |   |  |  |  |  |  |   |  |    |
|---|---|--|--|--|--|--|---|--|----|
| 1 | 2 |  |  |  |  |  | 8 |  | 10 |
|---|---|--|--|--|--|--|---|--|----|

|    |  |  |  |    |  |  |  |    |  |
|----|--|--|--|----|--|--|--|----|--|
| 11 |  |  |  | 15 |  |  |  | 19 |  |
|----|--|--|--|----|--|--|--|----|--|

|    |    |  |  |  |  |    |  |  |  |
|----|----|--|--|--|--|----|--|--|--|
| 21 | 22 |  |  |  |  | 27 |  |  |  |
|----|----|--|--|--|--|----|--|--|--|

|    |  |  |  |    |  |  |  |  |    |
|----|--|--|--|----|--|--|--|--|----|
| 31 |  |  |  | 35 |  |  |  |  | 40 |
|----|--|--|--|----|--|--|--|--|----|

|    |  |  |    |  |  |  |  |    |  |
|----|--|--|----|--|--|--|--|----|--|
| 41 |  |  | 44 |  |  |  |  | 49 |  |
|----|--|--|----|--|--|--|--|----|--|

# Write!

Practise writing numbers from 1-20.

# Write!

Practise writing numbers from 1-30.

|  |  |  |  |  |
|--|--|--|--|--|
|  |  |  |  |  |
|--|--|--|--|--|

|  |  |  |  |  |
|--|--|--|--|--|
|  |  |  |  |  |
|--|--|--|--|--|

|  |  |  |  |  |
|--|--|--|--|--|
|  |  |  |  |  |
|--|--|--|--|--|

|  |  |  |  |  |
|--|--|--|--|--|
|  |  |  |  |  |
|--|--|--|--|--|

|  |  |  |  |  |
|--|--|--|--|--|
|  |  |  |  |  |
|--|--|--|--|--|

|  |  |  |  |  |
|--|--|--|--|--|
|  |  |  |  |  |
|--|--|--|--|--|

# Write!

Practise writing numbers from 1-40.

# Write!

Practise writing numbers from 1-50.

|  |  |  |  |  |
|--|--|--|--|--|
|  |  |  |  |  |
|  |  |  |  |  |
|  |  |  |  |  |
|  |  |  |  |  |
|  |  |  |  |  |
|  |  |  |  |  |
|  |  |  |  |  |
|  |  |  |  |  |
|  |  |  |  |  |
|  |  |  |  |  |
|  |  |  |  |  |
|  |  |  |  |  |
|  |  |  |  |  |
|  |  |  |  |  |
|  |  |  |  |  |