



ST. FRANCIS' HIGH SCHOOL

COMPUTER | CLASS 1

SUMMER VACATION HOMEWORK

Name of Student: _____

Roll No: _____ **Section:** _____

.....


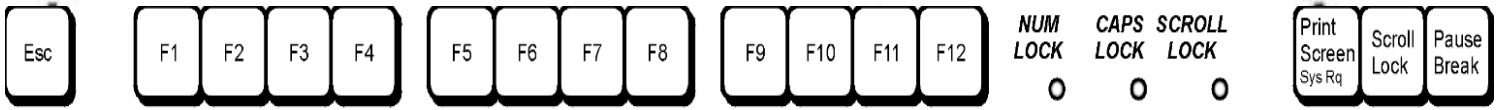
Grade: _____

Teacher's Remarks: _____

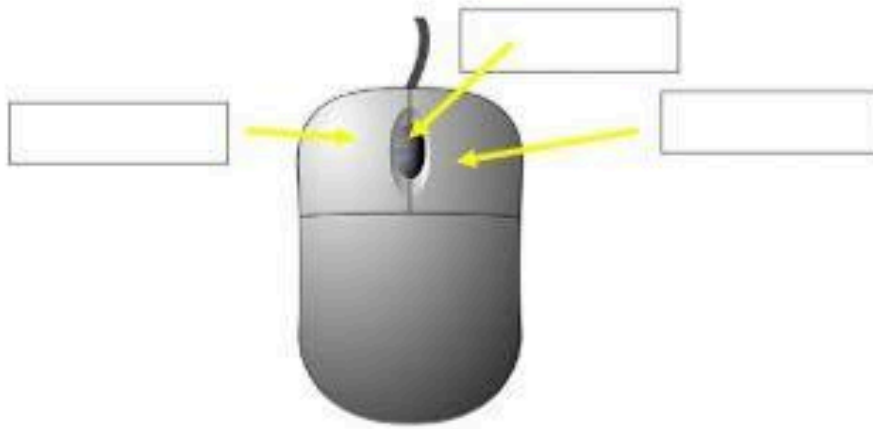
Activity – Computer Keyboard

Color the computer keyboard as per given below.

Alphabet keys - Yellow Spacebar - Green Arrow keys - Orange
Fuction keys - Red Number keys - Blue Enter key - Purple



3. Label the parts of mouse given in the following figure.

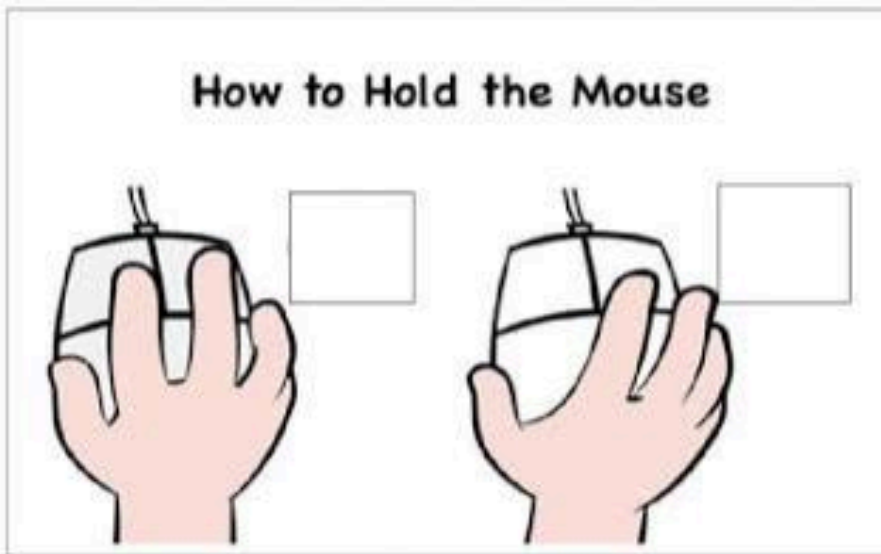


Scroll wheel

Right button

Left button








4. Tick the correct way to hold a mouse.







Read chapter no. 4

Creating world with Ms paint

Write the names of the correct icons given below in help box.

Eraser			
Fill with color	<input type="text"/>	<input type="text"/>	<input type="text"/>
Pencil			
Brush	<input type="text"/>	<input type="text"/>	<input type="text"/>
Magnifier			
Text	<input type="text"/>	<input type="text"/>	<input type="text"/>

Task 2: Match the pictures with its use.

	To draw <u>straight</u> lines.
	To draw <u>rectangles</u> and squares.
	To draw <u>ovals</u> and circles.
	To draw <u>curves</u> .

Note:

Read these chapters on daily basis and do practice on your computers or laptops at your homes.

- 1) Activity: Set a timer for 2 minutes and type words like favorite animals, colors, or fruits.
- 2) Activity: Create a birthday, Eid card or thank-you card using images, colors, and text.
- 3) Activity: Do practice changing the font and the size of the text.